



Yum Restaurants

Project Matador Lite

Functional Requirements Specification

Author: Justin Tauber

Date: 26 July 2010

Version: 0.4 DRAFT

Confidential Document

© Copyright Axe Group Pty Ltd (ABN 62 095 107 814)

About this document

Review & Distribution Lists

Name	Title	M/O Mandatory or Optional	Action Info Review Sign-off	Sections
Patrick Teh	Yum CIO	M	S	All
Tony Saunders	Project Owner, Pizza Hut Marketing Manager	M	S	All
Angela Richards	Pizza Hut eBusiness Marketing Manager	M	S	All
Cheryl Cooper	Yum I.S. Field Systems Manager	M	S	All
Mohan Kumar	Yum Analyst / Programmer	O	R	All
Kristan Thomas	Profero Project Manager	M	R	All
Mike Zeederberg	Profero Managing Director	O	R	All
Stuart Edwards	Profero Business Director	O	R	All
Steven Hayes	Axe Group Account Manager	O	I	All
Beck West	Axe Group Project Manager	M	R	All
Troy Sellers	Axe Group Technical Lead	M	R	All
Brian Lee	Axe Group Solution Architect	O	R	All
Justin Tauber	Axe Group Business Analyst	M	R	All

Revision History

Version	Issue Date	Description of Version / Changes	Author
0.1	25-Nov-2008	Revision of original Matador Functional Spec for Matador Lite Project	JT, Axe Group
0.2		Updated functionality based on revised wireframes	JT, Axe Group
0.3		Updated functionality based on creative	JT, Axe Group
0.4	06-Jan-2009	Updated functionality based on revised creative	JT, Axe Group

Reference / Related Documents

Title Filename	Description	Version	Date
Project Matador Lite Development Proposal v1.1	Development Proposal (Signed)	1.1	19/11/2008

Table of Contents

Introduction	4
Background	4
Purpose	4
Overview	4
Scope	5
Glossary	6
Assumptions	6
System Users	8
Screen Flow	9
1-Page Ordering Screen	10
ORD01A: Header	12
ORD01B: Footer	14
ORD02: Store Assignment region	15
ORD03: Menu Selectors region	23
ORD03A: Pizza Selector	24
ORD03B: Pasta Selector	26
ORD04: Sides Selector	28
ORD04A: Soft Drink Selector	30
ORD05A: Pizza Personalisation region	32
ORD05B: More 4 All and Pasta Personalisation region	36
ORD06: Current Order region ("The Till")	38
ORD06A: Shopping Basket	39
ORD06B: Credit Card Payment	43
ORD06C: Cash on Delivery Payment	45
ORDCONF01: Order Confirmation dialog	46
ORDCONF02: Order Processing dialog	49
ORDCONF03: Order Success dialog	50
REC01: Printer-friendly Receipt	52
REC02: HTML-rich Email Receipt	53
ERR01: Store Closed	55
ERR02: Error dialog	56
Non-Functional Requirements	57
URL	57
Operating system and browser compatibility	57
Performance	57
A.1 Available menu items on 27th January 2009	58
Pizza Menu	58
Pasta Menu	61
Sides Menu	61

Introduction

Background

This document is part of the Analysis and Design (A&D) Phase for the Matador Lite Project which will define the scope of the project. Requirements are gathered from the sponsor and from the development team and documented as requirements. It should be noted that no matter how hard all stakeholders try, the requirements can not be fully defined at the beginning of the project. Some requirements will change, either because they simply weren't extracted, or because internal or external forces impact the project during development. Thus, one of the key success factors in the project will be flexibility in thinking and operation.

The deliverable from the analysis stage is a series of specification documents that have been approved by all members of the team. These documents anchor the project team to the original vision and permits a managed discussion of scope change.

Purpose

This document is the functional specification for the Matador Lite Project. It is organised by functional component. The main purpose of this document is to ensure that function design of the system is defined in a way that can be validated by the business owners and that these requirements are communicated effectively to the software designers.

The Functional Requirement Specification (FRS) covers the behaviour of the system and how end-users (both people and other systems) will interact with it.

The purpose of this document is to allow Yum to signoff on the functionality of the system before the developers begin work on implementing the data model and coding the business layer of the system. This allows technical design decisions to be made upfront taking into account the whole module rather than an individual function. It also allows common areas to be identified upfront to cut time in initial development and rework in the future.

Overview

This document includes the following sections:

- Section 1: Business Framework - this section documents Axe's understanding of the business processes that are salient for this functional specification
- Section 2: Screens – provides the functional specifications for UI components
- Section 3: Non-Functional Requirements

Scope

The scope of this project is constrained by those functional and technical components that can be built on top of the existing pricing database and the existing interface to the AS400 gateway used by the current web site. This includes the following features:

- Retirement of flash site, replaced with JBoss Seam/ICEfaces interface
- One-page ordering
- Integration of ordering into pizzahut.com (/order)
- Standard Pizza products
- Pasta products
- More 4 All Pizzas
- Preview of product ingredients on mouse rollover
- Addition or removal of toppings, where permitted
- Assisted-entry of postcode/suburb and street
- Credit card or cash payment
- Pickup or delivery
- Minimum order value
- Delivery surcharge
- IP capture message for cash purchases
- Order confirmation
- Order success message
- Marketing opt-in and email capture for EDM
- Delayed ordering (same day only)
- Order process over SSL
- Email receipts
- Admin interface for updating product images

Out of scope

- Offers – coupons & vouchers
- Meal bundles
- Store-based pricing
- Ordering of half and half pizzas
- Favourites
- Any new product line apart from those explicitly listed as in-scope above
- Modification of the existing data model
- Customer registration for the site
- Order History
- Manage registered customers
- Store Locator w Google Maps

- Default delivery address
- Default pickup store
- Recent delivery addresses
- Changes to the AS400 interface
- Extendable Portal platform
- Implementation of Enterprise Service Bus
- Disaster Recovery site
- Documentation not explicitly stated as a deliverable
- End-user training
- Knowledge transfer or handover of the project details or technical solution to Yum or other delegated parties
- Replacement of the Store POS system
- Configuration of Yum or SafeCom hardware, software and networks unless explicitly stated

Glossary

Term	Description
Brand Site	The main Pizza Hut website (http://www.pizzahut.com.au), currently used for all public-facing web information other than online ordering
More 4 All	A pizza with different toppings on each of the four quarters. For this release, customers will not be able to personalise More 4 All pizzas. That is, there will be 3 different More 4 All pizzas, each completely pre-configured that can be added to the till as a single product.
Pizza Mia	A smaller-sized pizza, at a lower price point, currently for sale in other parts of the world.
PHD	Pizza Hut Direct, the online ordering website for Pizza Hut Australia (http://www.pizzahutdirect.com.au)
Yum	The holding company for Pizza Hut Australia; the owners of this project.



Assumptions

- All product types (i.e. pizza & pasta) conform to the same data model (product type, product, size, variety, toppings) and that this data model is the same as the existing PHD database schema.
- No offers (coupons or meal deals) will be available through the website.
- Delayed ordering will be possible, but restricted to scheduling orders for later the same day
- There will be no customer registration facility on the site, and therefore, no saving of preferred pickup store or delivery addresses.

- There will be no validation of Credit Card numbers by the system. All payment processing will be handled offline as per the current business process.

System Users

The following types of users will exist in Stage 1A of this project:

Website Users	Admin Users
 Public / Customer	 Content Administrator

Website Users

Public/Anonymous Customer

Public/Anonymous customers will be able to view the static pages of the Pizza Hut website, view the menu and offers, find their nearest store and place an order.

Note: there will be no provision for registered customers delivered as part of Matador Lite.

Admin Users

System Administrator

System administrator users will be able to login to an alternate area of the website to:

- Update product images
- Update custom properties (i.e. default menu tab, chicken surcharge)
- Remove email addresses

Please note that the Admin functionality will be delivered for a second release after the initial go-live.

Screen Flow

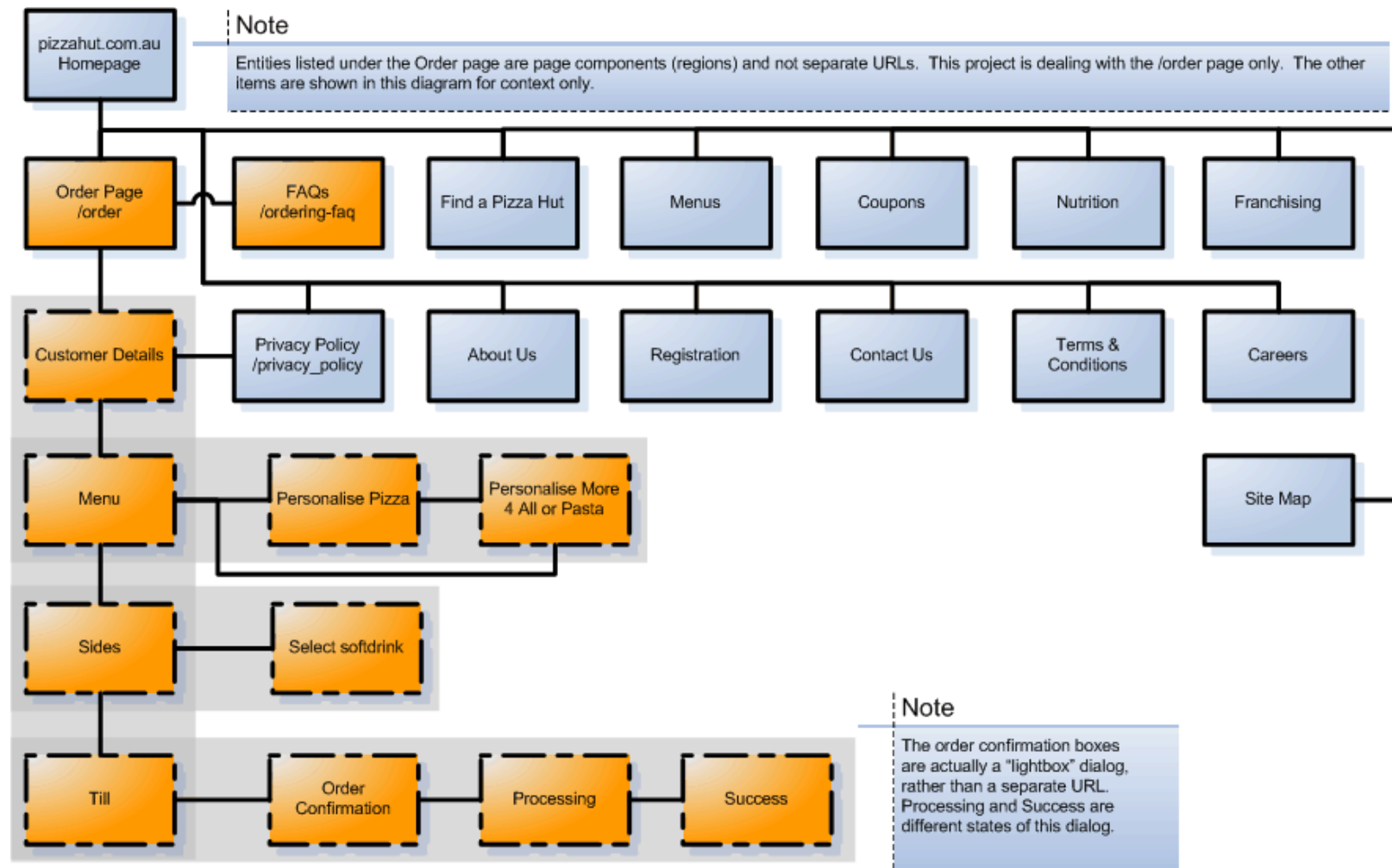


Figure 1. Pizza Hut Site Map (Matador Lite)

1-Page Ordering Screen

Overview

The following section breaks down the functional requirements for the site by screen regions:

- 1-page Ordering Screen (aka Order Page)
- Order Confirmation Dialog(s)
- Error dialogs and receipts

All other pages on the pizahut.com.au site remain unchanged from their current configuration.

1-page Ordering Screen Layout

hot pizza ALWAYS tastes better!

Home Find a Pizza Hut Menus Coupons Nutrition Franchising Careers Search

I would like
☒ Home Delivery
☐ Pick-Up

Matt Sterne
 02 8915 1824
 220A Glenmore Road
 Paddington, NSW 2021

George St, Sydney
☒ Delivery 35 mins

MENU

More 4 All \$0.00

More 4 All Classics More 4 All Favourites More 4 All Meats

Large Pizzas from \$6.95

Hot & Spicy Pepperoni Chicken & Veggie Supreme Veggie Supreme Super Supreme
 Pepperoni Lovers Mediterranean Hot & Spicy Hawaiian
 Cheese Lovers Chicken & Bacon Double Bacon Cheese Burger BBQ Meatlovers
 Beef & Veggie Supreme Pepperoni & Veggie Supreme Classic Margarita Italian Supreme
 BBQ Chicken

SIDES

Garlic Bread \$0.00
 Soft Drinks \$0.00
 Triple Dippers \$0.00
 Traditional Chicken Wings \$0.00
 Mini Magnums
 Rippin Dip Garlic Bread \$0.00
 Focaccia Breadsticks \$0.00
 Saucy Chicken Wings \$0.00

ORDER

Minimum Order	\$00.00
Delivery	\$00.00
Total Price	\$00.00

Payment Details
☐ Credit Card ☐ Cash on Delivery
 Card holder name
 Card number
 American Express
 00 / 00 Verification

Figure 2. Order page layout

This screen can be broken down into the regions listed below. These are detailed further in the following sections.

- ORD01A Header region
- ORD01B Footer region
- ORD02 Store Assignment region
- ORD03 Menu Selectors region
 - ORD03A Pizza Selector
 - ORD03B Pasta Selector
- ORD04 Sides Selector
- ORD04A Soft Drink Selector
- ORD05A Pizza Personalisation region
- ORD05B More 4 All and Pasta Personalisation region
- ORD06 Current Order region (aka the Till)
 - ORD06A Shopping Basket
 - ORD06B Credit Card Payment
 - ORD06C Cash on Delivery Payment
- ORDCONF01 Order Confirmation dialog
- ORDCONF02 Order Processing dialog
- ORDCONF03 Order Confirmation dialog
- ERR01 Store Closed dialog
- ERR02 Other Errors dialog

ORD01A: Header

Overview

The header on the Order page is exactly the same as the header on the rest of the Brand site. This will reference the existing URLs already in Production.

Screen Layout



Figure 3. Header

Input Fields

#	Name	Type	Validation	Comments
1	Search	Text field	Max. length (28)	Must match Brand site name and id tags: name="search_theme_form_keys" id="search_box_hut_top"

Constraints

There are no constraints for this region.

Validation

There is no validation required for this region.

Navigation

#	Item	Type	Navigates to
1	Home	Hyperlink	Links to http://www.pizzahut.com.au/ /
2	Find a Pizza Hut	Hyperlink	Links to /find_a_pizza_hut
3	Menus	Hyperlink	Links to /menus
4	Coupons	Hyperlink	Links to /find_a_pizza_hut?redirect=coupon
5	Nutrition	Hyperlink	Links to /nutrition/product_information
5a	<i>Product Information</i>	Hyperlink	Links to /nutrition/product_information
5b	<i>Allergen Information</i>	Hyperlink	Links to /nutrition/allergen_information
5c	<i>Nutrition Information</i>	Hyperlink	Links to /nutrition/nutritional_information

6	Franchising	Hyperlink	Links to /franchising/introduction
6a	<i>Introduction</i>	Hyperlink	Links to /franchising/introduction
6b	<i>Why Yum!?</i>	Hyperlink	Links to /franchising/why_yum
6c	<i>Why Franchise?</i>	Hyperlink	Links to /franchising/why_franchise
6d	<i>Franchisee Testimonials</i>	Hyperlink	Links to /franchising/franchisee_testimonials
6e	<i>Getting Started</i>	Hyperlink	Links to /franchising/how_do_i_get_started
6f	<i>Available Stores</i>	Hyperlink	Links to /franchising/what_stores_are_available
6g	<i>Finance Contracts</i>	Hyperlink	Links to /franchising/finance_contacts
6i	<i>FAQ</i>	Hyperlink	Links to /franchising/faq
6j	<i>Application Pack</i>	Hyperlink	Links to /franchising/application_form
7	Careers	Hyperlink	Links to /careers/careers_information
7a	<i>Careers Information</i>	Hyperlink	Links to /careers/careers_information
7b	<i>Delivery Drivers</i>	Hyperlink	Links to /careers/delivery_drivers
7c	<i>Kitchen Hands</i>	Hyperlink	Links to /careers/kitchen_hands
7d	<i>Customer Service Representative</i>	Hyperlink	Links to /careers/customer_service_representatives
7e	<i>Careers Application</i>	Hyperlink	Links to /careers/apply_for_a_job
8	Search button	Button	Javascript submit() of /search via POST method

ORD01B: Footer

Overview

The header on the Order page is exactly the same as the header on the rest of the Brand site. This will reference the existing URLs already in Production.

Screen Layout

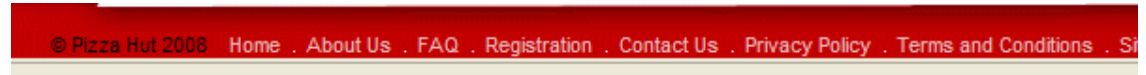


Figure 4. Footer

Note: FAQs link not shown in image above

Input Fields

None.

Constraints

There are no constraints for this region.

Validation

There is no validation required for this region.

Navigation

#	Item	Type	Navigates to
1	Home	Hyperlink	Links to /
2	About Us	Hyperlink	Links to /about_us/our_story
3	FAQs	Hyperlink	Links to /ordering-faq
4	Registration	Hyperlink	Links to /subscribing_to_pizza_hut
5	Contact Us	Hyperlink	Links to /contact_us
6	Privacy Policy	Hyperlink	Links to /privacy_policy
7	Terms and Conditions	Hyperlink	Links to /disclaimer
8	Sitemap	Hyperlink	Links to /sitemap

ORD02: Store Assignment region

Overview

The Store Assignment region is used to capture customer details that are required for the ordering process – including occasion (pickup or delivery), name, phone number, location and email address. The ordering region is only enabled on the condition of the successful assignment by this region of a store to the order.

Region States

- | | | |
|----|-----|--------------------------------|
| 1. | HD | Home Delivery |
| 2. | HDA | Home Delivery – Store Assigned |
| 3. | PU | Pickup |
| 4. | PUA | Pickup – Store Assigned |

1. HD - Home Delivery

Screen Layout – HD

Your Details

To place an order please enter your details below

First name* Surname*

Phone*

Email* [Privacy Policy](#)

☐ Please send me discounts via email

Postcode* Suburb* ACT

Unit / No* Street name* Ave

Find my store

Figure 5. Store Assignment region – State: HD

Input Fields

#	Name	Type	Validation	Comments
1	First name	Text field	None	Required field
2	Surname	Text field	None	Required field
3	Phone	Text field	Must be in the format "0999999999"	Required field
4	Email	Text field	Must be in the format "a@a"	Required field
5	Please send me discounts via email	Checkbox	None	Not checked by default
6	Postcode	Text field	Must be 4-digit numeric value. Can start with 0.	Required field
7	Suburb, State	AJAX-assisted select box	AJAX-driven assisted entry field based on the entered postcode. Can only choose a value from the returned list.	Required field
8	Unit number	Text field	None	Not required field
9	Street number	Text field	Must be a number followed by a max of one letter (e.g. 22A is allowed)	Required field
10	Street name & type	Text field	AJAX-driven assisted entry field based on first letter. Can only choose a value from the returned list.	Required field

Navigation - HD

#	Item	Type	Navigates to
1	Home Delivery	Disabled button	n/a
2	Pickup	Button	Button UI changes on selection (shows tick). Sets region to PU state
3	Privacy Policy	Hyperlink	Launches /privacy_policy in a new window
13	Find my store	Button	Commit customer details to order, assign store + change region state to HAD Order region is enabled, if store assignment succeeds

2. HDA – Home Delivery, Store Assigned

Note that, when this region is in this state, the ordering interface is enabled.

Screen Layout – HDA

The screenshot shows the HDA screen layout with three main sections:

- I would like:** Two buttons: "Home Delivery" (selected with a green checkmark) and "Pick-Up".
- Customer Details:** A profile for "Matt Sterne" with phone number "02 8915 1824" and address "220A Glenmore Road, Paddington, NSW 2021". An "Update" button is present.
- Delivery Location:** "George St, Sydney". It shows "Delivery 35 mins" with an information icon. Below this are two buttons: "Send ASAP" (selected with a green checkmark) and "Schedule". To the right of the "Delivery 35 mins" text is a time selector showing "1 : 00 AM".

Input Fields - HDA

#	Name	Type	Validation	Comments
1	Name	Static text	None	Taken from the customer data specified in the session
2	Phone number & address details	Static text	None	
3	Local store Name	Static text	None	Name of Delivery store assigned by system
4	Delivery time	Static text	None	Delivery time determined by system for assigned store
5	Information icon	Image	None	On mouse-over, shows ALT text: "An approximate delivery time which can vary depending on your final order"
6	Hour	Select box	None	Options are: 1 through 12 By default, 1 is selected
7	Minutes	Select box	None	Options are: 00, 15, 30, 45 By default, 00 is selected
8	AM/PM	Select box	None	Options are: AM, PM By default, AM is selected

Navigation - HDA

#	Item	Type	Navigates to
1	Home Delivery	Button	Disabled
2	Pickup	Button	Button UI changes on selection (shows tick). Sets region to PU state
3	Update	Button	Reveals "Your Details" form pre-filled with last entered details
4	Send ASAP	Button	Button UI changes on selection (shows tick). Selected by default. Disables HH:MM:a time fields.
5	Schedule	Button	Button UI changes on selection (shows tick). Reveals HH:MM:a time fields to allow delayed ordering.

3. PU – Pick Up

Screen Layout - PU

Figure 6. Store Assignment region – State: PU

Input Fields - PU

#	Name	Type	Validation	Comments
1	First name	Text field	None	Required field
2	Surname	Text field	None	Required field
3	Phone	Text field	Must be in the format "0999999999"	Required field
4	Email	Text field	Must be in the format "a@a.a"	Required field
5	Please send me discounts via email	Checkbox	None	Not checked by default
6	Postcode	Text field	Must be 4-digit numeric value. Can start with 0.	Required field
7	Suburb, State		AJAX-driven assisted entry field based on the entered postcode. Can only choose a value from the returned list.	Required field
8	Select a store	Select box	Can only choose a value from the returned list.	Pre-populated with stores once postcode, suburb and state are entered

Navigation - PU

#	Item	Type	Navigates to
1	Home Delivery	Button	Button UI changes on selection (shows tick). Sets region to HD state
2	Pickup	Disabled button	n/a
3	Privacy Policy	Hyperlink	Launches /privacy_policy in a new window
4	Set my store	Button	On successful validation of customer details, sets region to PUA state.

4. PUA - Pick Up, Store Assigned

Note that, when this region is in this state, the ordering interface is enabled.

Screen Layout – PUA

Figure 7. Store Assignment region – State: PUA

Note: The image shown above is actually the HDA image. This same layout applies EXCEPT street number and name are NOT shown.

Input Fields – PUA

#	Name	Type	Validation	Comments
1	Name	Static text	None	Taken from the customer data specified in the session
2	Phone number & suburb details	Static text	None	
3	Local store Name	Static text	None	Name of Pickup store selected by customer
4	Delivery time	Static text	None	Delivery time determined by system for selected store
5	Information icon	Image	None	On mouse-over, shows ALT text: "An approximate delivery time which can vary depending on your final order"
6	Hour	Select box	None	Options are: 1 through 12 By default, 1 is selected
7	Minutes	Select box	None	Options are: 00, 15, 30, 45 By default, 00 is selected
8	AM/PM	Select box	None	Options are: AM, PM By default, AM is selected

Navigation – PUA

#	Item	Type	Navigates to
1	Home Delivery	Button	Button UI changes on selection (shows tick). Sets region to HD state with partial customer details filled in
2	Pickup	Button	Disabled
3	Update	Button	Reveals "Your Details" form pre-filled with last entered details
5	Update	Button	De-allocates store, disables order interface, and reveals postcode and store selection fields

8	Send ASAP	Button	Button UI changes on selection (shows tick). Selected by default. Disables HH:MM:a time fields.
9	Schedule	Button	Button UI changes on selection (shows tick). Reveals HH:MM:a time fields to allow delayed ordering.

Validation

The validation below applies to all [Store Assignment Region](#) states.

Input	Criteria	Success behaviour	Fail behaviour	Error Message
Phone Number	10-digit phone number, no spaces, no ()	Next field enabled for entry on tab	Show error message	"Please enter a valid 10 digit phone number beginning with your area code."
Phone Number	Is not a blacklisted number		To be defined	To be defined
Postcode	Is in the format 9999	Next field enabled for entry on tab. Suburb & state drop-down is pre-filled with suburbs matching the postcode.	Show error message	"Please enter a valid postcode."
Delivery Address	Is a valid address in the "map" table of the existing database and is not blacklisted	Next field enabled for entry on tab	Show error message	"Unfortunately the address you entered appears to be outside the area covered by our drivers. Please check the details you have entered are correct. Alternatively you may wish to select /'Pick-up/' from the options to the left."
Email address	Is in the format aaa@bbb.ccc	Next field enabled for entry on tab	Show error message	"Please enter a valid email address."
Scheduled pickup / delivery time	Is this time within the opening hours for that occasion for the assigned store	-- none --	If possible, set to latest possible time, and show error message (1) If no possible time (i.e. store has closed), show error message (2)	(1) "Unfortunately the store you've selected is closed for <delivery/pickup> at this time. Please select a time between <store open> and <store closed>."

				(2) "The store is currently closed. Please try again between the hours of 11AM and 12PM"
--	--	--	--	---

ORD03: Menu Selectors region

Overview

The menu region contains multiple tabs, one for each type of meal available:

- ORD03A: Pizza Selector
- ORD03B: Pasta Selector

When this system initially goes live (scheduled to be 27th January 2009) the default tab should be Pasta.

Additional functionality will be built in so that if a special request parameter is passed in as part of the URL when accessing the 1-page ordering screen, it will show pizza or pasta. This will allow the default tab to be overridden (i.e. in the case of external marketing campaigns).

Screen Layout



Figure 8. Menu region (showing sample pizza menu)

ORD03A: Pizza Selector

Overview

The pizza selector is used by the customer to choose a base-variety combination for a pizza. The pizza menu is split into ranges. For the next 6 months, the ranges are "More 4 All" and "Pizza". As range is not a value in the current data model, this will be determined by the underlying product codes.

"More 4 All" is the first range shown at all times.

Each "flavour" of More 4 All Pizza has a pre-set combination of 4 varieties, so no selection of varieties is required. The selector will simply show each of the available combinations.

Toppings on a More 4 All Pizzas are not personalisable, neither is the base or sauce. The personalise region for a More 4 All will be identical to the Pasta personalise window.

Please refer to [A.1 Available menu items on 27th January 2009](#), [Pizza Menu](#) for the list of Pizzas that will be available when the system initially goes live.

Should a pizza variety not be available for the selected store, it will not be shown.

Screen Layout



Figure 9. Pizza Selector

Input Fields

#	Name	Type	Validation	Comments
1	More 4 All range	Static text	None	Shows the value specified by marketing for the More 4 All range, not the lowest value returned by the AS400 gateway. This value is held in a custom parameters database table and can be changed in the database without a new code release.
2	Pizza range	Static text	None	Shows the value specified by marketing for the Pizza range, not the lowest value returned by the AS400 gateway. This value is held in a custom parameters database table and can be changed in the database without a new code release.

Constraints

There are no constraints for this region.

Validation

There is no validation required for this region.

Navigation

#	Item	Type	Navigates to
1	Pizza tab	Non-clickable tab	No action
2	Pasta tab	Clickable tab	Refreshes the menu region with the menu for pasta.
3	More 4 All variety selector	Clickable images	On Rollover: Enlarge pizza variety image, and display ingredients in callout On click: Shows the More 4 All personalisation panel for the selected variety
4	Pizza variety selector	Clickable images	On Rollover: Enlarge pizza variety image, and display ingredients in callout On click: Shows the Pizza personalisation panel for the selected variety

ORD03B: Pasta Selector

Overview

The pasta selector allows the customer to choose a pasta-variety combination to add to their order.

Please refer to [A.1 Available menu items on 27th January 2009](#), [Pasta Menu](#) for the list of Pastas that will be available when the system initially goes live.

Screen Layout

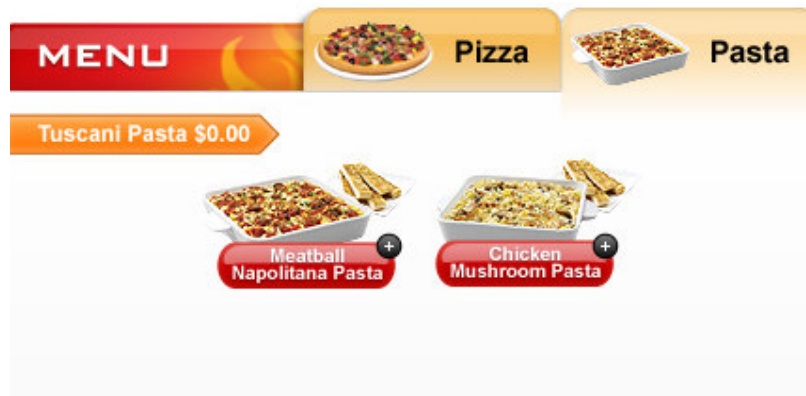


Figure 10. Pasta Selector (showing Hover state)

Input Fields

#	Name	Type	Validation	Comments
1	Tuscani Pasta	Static text	None	Shows the value specified by marketing for the Tuscani pasta range, not the lowest value returned by the AS400 gateway. This value is held in a custom parameters database table and can be changed in the database without a new code release.

Constraints

There are no constraints for this region.

Validation

There is no validation required for this region.

Navigation

#	Item	Type	Navigates to
1	Pizza tab	Clickable tab	Refreshes the menu region with the menu for pizza.
2	Pasta tab	Non-clickable tab	No action
3	Pasta variety selector	Clickable images	<p>On Rollover: Enlarge pasta variety image, and display ingredients in callout</p> <p>On click: Shows the Pasta personalisation panel for the selected variety</p>

ORD04: Sides Selector

Overview

The Sides selector is a simple product selector region, which allows customers to add side dishes, drinks and desserts to their order.

Please refer to [A.1 Available menu items on 27th January 2009](#), [Sides Menu](#) for the list of Sides that will be available when the system initially goes live.

Screen Layout

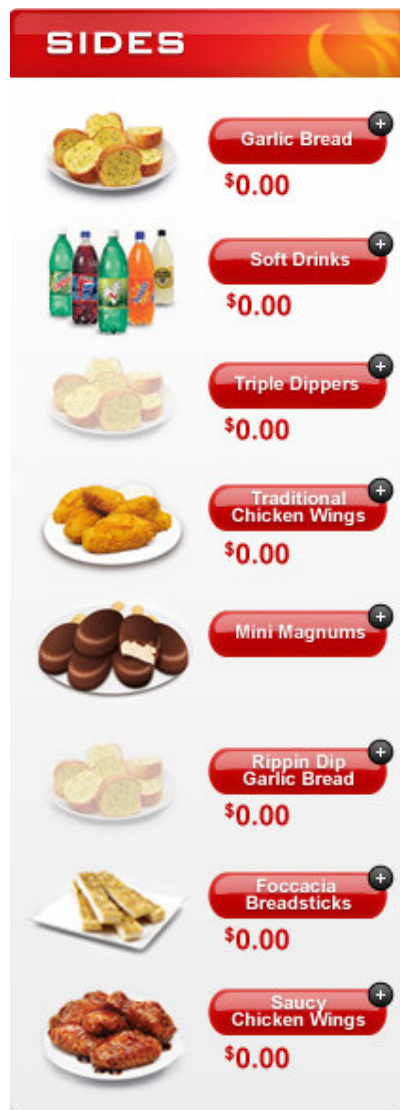


Figure 11. Sides Selector region

Input fields

None.

Constraints

There are no constraints for this region.

Validation

There is no validation required for this region.

Navigation

#	Item	Type	Navigates to
1	Sides variety selector (excluding soft drink)	Clickable images	On Rollover: Enlarge sides variety image in callout On click: Adds the side to the Till region
2	Soft drink variety selector	Clickable images	On Rollover: Enlarge soft drink variety image in callout On click: Shows the soft drink selection panel

ORD04A: Soft Drink Selector

Overview

When the soft drink variety is selected in the sides menu, the Sides selector region will refresh with the Soft Drinks selector shown below. This is again a simple product selector region, which allows customers to choose the soft drink variety they want.

Screen Layout

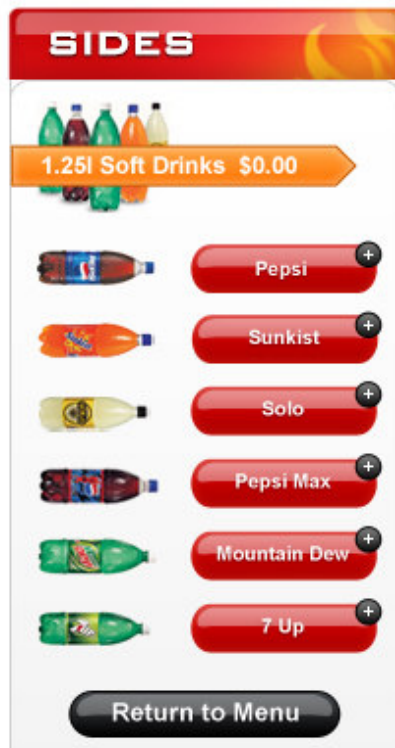


Figure 12. Soft Drink Selector region

Input fields

None.

Constraints

There are no constraints for this region.

Validation

There is no validation required for this region.

Navigation

#	Item	Type	Navigates to
1	Soft drink variety selector	Clickable images	On Rollover: Enlarge soft drink variety image in callout On click: Adds the soft drink to the Till region
2	Return to Menu	Button	Closes the Soft Drink Selector and refreshes the region with the Sides menu

ORD05A: Pizza Personalisation region

Overview

This dialog appears when the customer selects a pizza within the standard pizza range OR they choose to personalise a pizza they have already added to the Till.

This region replaces the pizza menu whilst open. From this menu, customers can choose their pizza base, change their sauce and change their toppings.

If a base type is currently not available for the selected store, it will not be shown on this screen.

Navigation through this region is in 2 steps:

1. The customer must first select a base to show the toppings selection and "Add to Order" button
2. The customer can then add/remove toppings from their pizza

Please note that there is no base selected by default.

Initially the Current Toppings list will be populated with the standard toppings for the variety.

Screen Layout – Standard Pizza

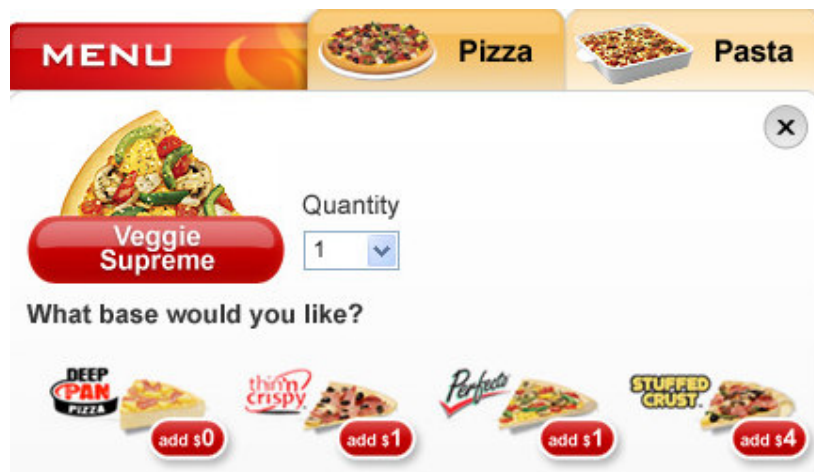



Figure 13. Personalisation dialog – Pizza quantity & base selection

MENU

Pizza

Pasta



Quantity

1

Veggie Supreme

What base would you like?

DEEP PAN PIZZA

add \$0

thin & crispy

add \$1

Perfect

add \$1

STUFFED CRUST

add \$4

Change your sauce

Tomato Sauce

Would you like to make a change?

click topping to remove

Current toppings

< topping name > Free

< topping name > Free

< topping name > Free

< topping name > Free

< topping name > Free

click topping to add

Additional toppings

< topping name > + \$1.00

< topping name > + \$1.50

< topping name > + \$1.50

< topping name > + \$2.00

< topping name > + \$2.00

< topping name > + \$3.00

< topping name > + \$3.00

< topping name > + \$3.50

Price \$0.00

Return to Menu

Add to Order

Figure 14. Personalisation dialog – Pizza toppings selection

Input Fields

#	Name	Type	Validation	Comments
1	Pizza Variety	Image	None	Standard image of variety – same as on variety selector
2	Quantity	Select box	None	Options are: 1 to 10 1 is selected by default An increase in quantity updates the price.
3	Base	Clickable images	None	Image UI changes on selection (shows tick). <u>If no base is selected:</u> Enables the toppings selection and "Add to Order" button. Updates the price based on the base + variety combination. <u>If a base is already selected:</u> Updates the price based on the base + variety + topping changes combination.
4	Sauce	Select box	None	UI to be revised to allow for no sauce or double-sauce options
5	Current toppings	List with remove buttons (X)	None	Number to the left of the topping indicates whether that topping has been "doubled" (2x). Clicking a remove button clears the topping (or removes a double). If the item being removed is an additional topping, then the price will be updated.
6	Additional toppings	List with add button (+)		Once a topping is "doubled" in the Current toppings list, it disappears from this list. Clicking an add button adds that topping to the current toppings list and updates the price.
7	Price	Text	None	Updated on addition or removal of additional toppings, as well as changes in quantity

Constraints

There are no constraints for this region.

Validation

Input	Criteria	Success behaviour	Fail behaviour	Error Message
Current toppings	Does not exceed maximum of 10 toppings	Add topping to list	Error message	"Too many toppings for this product"
Current toppings	Does not exceed 10 changes (additions and removals) including sauce	Add topping to list/remove topping from list. The pizza can be added to the Till.	Pop-up error message Additional toppings list disabled	"You can only make 10 changes (add/remove) to your pizza"

Navigation

#	Item	Type	Navigates to
#	Name	Type	Comments
1	Return to Menu	Button	Cancels the personalisation and refreshes the region with the Pizza menu
2	Add to Order	Button	Validates the personalisation and adds the item (or items) to the Till
3	Pizza tab	Clickable tab	Cancels the personalisation and refreshes the region with the Pizza menu
4	Pasta tab	Clickable tab	Cancels the personalisation and refreshes the region with the Pasta menu

ORD05B: More 4 All and Pasta Personalisation region

Overview

This dialog appears when the customer:

- Selects a pasta from the pasta menu
- Selects a pizza within the More 4 All range from the pizza menu

This region replaces the pasta menu whilst open. From this menu, customers can choose the quantity of Pasta or More 4 All items they require.

Screen Layout – More 4 All & Pasta

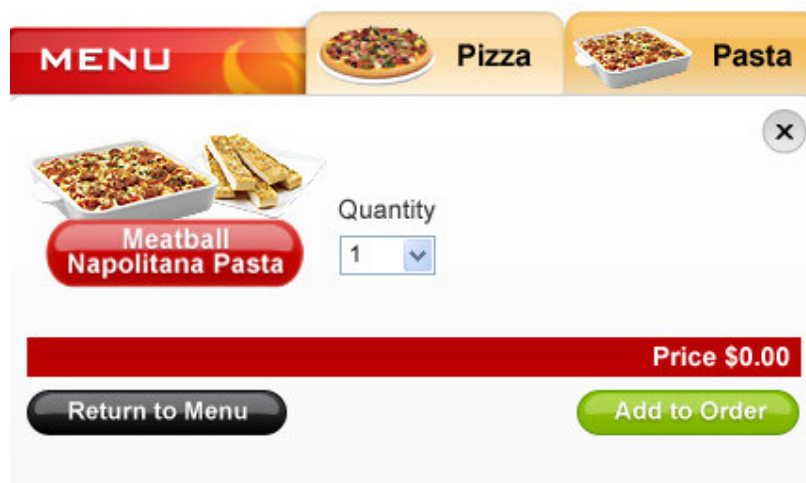


Figure 15. Personalisation dialog – More 4 All & Pasta

Input Fields

#	Name	Type	Validation	Comments
1	Pasta/More 4 All variety	Image	None	Standard image of variety – same as on variety selector
2	Quantity	Select box	None	Options are: 1 to 10 1 is selected by default
3	Price	Text	None	Updated on changes in quantity

Constraints

There are no constraints for this region.

Validation

There is no validation for this region.

Navigation

#	Item	Type	Navigates to
#	Name	Type	Comments
1	Return to Menu	Button	Cancels the personalisation and refreshes the region with the Pizza menu
2	Add to Order	Button	Validates the personalisation and adds the item (or items) to the Till
3	Pizza tab	Clickable tab	Cancels the personalisation and refreshes the region with the Pizza menu
4	Pasta tab	Clickable tab	Cancels the personalisation and refreshes the region with the Pasta menu

ORD06: Current Order region ("The Till")

Overview

"The Till" region displays the current order (basket) to the customer, as well as providing the functionality required to pay for the order by cash or credit card.

Screen Layout

The screenshot displays a mobile application interface for 'The Till'. At the top is a red header bar with the word 'ORDER' in white capital letters and a yellow flame-like graphic on the right. Below the header is a large, empty white rectangular box. Underneath this box is a summary table with three rows: 'Minimum Order' with a value of '\$00.00', 'Delivery' with a value of '\$00.00', and 'Total Price' with a value of '\$00.00'. The 'Total Price' row is highlighted in red. A horizontal dashed line separates the summary from the 'Payment Details' section. This section has a title 'Payment Details' and two radio buttons: 'Credit Card' (selected) and 'Cash on Delivery'. Below the radio buttons are four input fields: 'Card holder name', 'Card number', a dropdown menu currently showing 'American Express', and a 'Verification' field with a small circular icon to its right. The 'Verification' field contains two dropdown menus, each showing '00', separated by a slash. At the bottom of the payment section is a large green button with the text 'Place Your Order'.

Minimum Order	\$00.00
Delivery	\$00.00
Total Price	\$00.00

Payment Details

☒ Credit Card ☐ Cash on Delivery

Card holder name

Card number

American Express

00 / 00 Verification

Place Your Order

Figure 16. The Till (showing C/C payment)

ORD06A: Shopping Basket

Overview

The Shopping Basket display shows the current items that a customer has selected for purchase.

There are four kinds of order items that can be displayed in the Till's Order Details region

- Main item – Pizza (Pizza range)
- Main item – Pizza (More 4 All range)
- Main item – Pasta
- Sides – including drinks

When displayed in the list, all items behave the same except for the Pizza range. Please see the Navigation section below for more details.

Item – Pizza (pizza range)

Products are displayed in much the same way as Sides, with the exception that the base variety combination is shown

That is, normally, major products are displayed as follows:

(X) [Quantity x] [Size] <Base> <Variety>	\$ Price
--	----------

E.g.

(X) 1x Large Pan Hawaiian	\$ 7.95
---------------------------	---------

However, if additional toppings have been added to the item, show the following:

(X) [Quantity x] [Size] <Base> <Variety>	\$ Price
--	----------

E.g.

(X) 1x Custom Large Pan Hawaiian	\$ 9.90
----------------------------------	---------

Likewise, if any standard toppings have been removed from the item, the same should apply.

Item – More 4 All Pizzas, Pasta and Sides

More 4 All pizzas and Pasta items are displayed in the same way:

(X) [Quantity x] <Product>	\$ Price
----------------------------	----------

E.g.

(X) 1x Meatball Napolitana & 5 Focaccia breadsticks	\$ 14.95
(X) 1x More 4 All 4 Classics	\$ 13.95
(X) 2x Pepsi 1.25L Bottle	\$ 3.90

Screen Layout

ORDER

< item name >	\$00.00
< item name >	\$00.00
< item name >	\$00.00
< item name >	\$00.00

Minimum Order \$00.00

Delivery \$00.00

Total Price \$00.00

Payment Details

☐ Credit Card ☐ Cash on Delivery

Figure 17. Shopping Basket

Input Fields

#	Name	Type	Validation	Comments
1	Order Details	Scrollable list	None	Order items that can be personalised are hyperlinked (pizza). All items have a remove (X) button.
1A	Order item – Pizza range	Hyperlink	None	<u>On click of the item name:</u> Refreshes the main menu region with the Personalise Pizza screen, pre-populated with the customised data for the pizza
1B	Order item – Pizza range	Button	None	<u>On click of the (X) button:</u> Deletes the item from the order and updates the Total Price. If there are multiple of the same item, deletes a single item.
1C	Order Details – More 4 All range item	Button	None	<u>On click of the (X) button:</u> Deletes the item from the order and updates the Total Price. If there are multiple of the same item, deletes a single item.
1D	Order Details – Pasta menu item	Button	None	<u>On click of the (X) button:</u> Deletes the item from the order and updates the Total Price. If there are multiple of the same item, deletes a single item.

1E	Order Details – Sides item	Button	None	<u>On click of the (X) button:</u> Deletes the item from the order and updates the Total Price. If there are multiple of the same item, deletes a single item.
2	Delivery charge	Text	None	The delivery charge is held in a custom parameters database table and can be changed in the database without a new code release.
3	Total Price	Text	None	Sum of items plus delivery charge
4	Minimum Order	Static text	None	<p>Only visible for home delivery orders. No min for pickup.</p> <p>Minimum order value includes all charges (i.e. delivery charges and any holiday surcharge)</p> <p>The minimum order value is held in a custom parameters database table and can be changed in the database without a new code release.</p> <p>Note: Minimum value will initially be set to \$15</p>
5	Payment Details	Radio buttons	None	<p>Only visible for home delivery. Cash only allowed for pickup.</p> <p>Options are: Credit Card, Cash on Delivery</p> <p>By default, no item is selected</p> <p><u>On selection:</u> Changes the entry fields below between credit card details and showing the customer their IP address</p>

Please note that whilst Minimum Order is shown above the delivery price in the screen above, final creative direction from Profero is to include it under the Total Price.

Constraints

There are no constraints for this region.

Validation

There is no validation required for this region.

Navigation

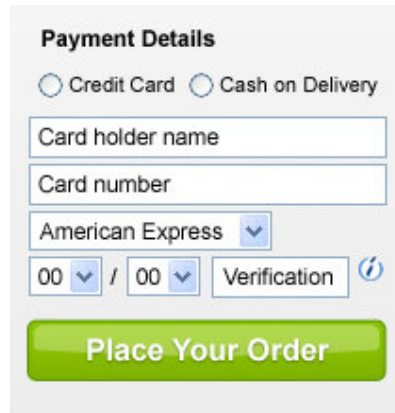
#	Item	Type	Navigates to
1	Place Your Order	Button	Validates the customer details, order items and payment details. Shows the customer the Order Confirmation dialog

ORD06B: Credit Card Payment

Overview

The credit card payment section will allow for the capture of a customer's credit card details. Each field will become available as soon as the field before it has been completed with a valid response.

Screen Layout



The screenshot shows a form titled "Payment Details". It has two radio buttons: "Credit Card" (selected) and "Cash on Delivery". Below these are four input fields: "Card holder name", "Card number", "American Express" (a dropdown menu), and "00" / "00" (two dropdown menus) followed by a "Verification" label and an information icon. At the bottom is a large green button labeled "Place Your Order".

Figure 18. Payment Details – Credit Card

Input Fields

#	Name	Type	Validation	Comments
1	Card Holder Name	Text field	Must be at least 3 characters	Required field
2	Card Number	Text field	Luhn algorithm	Required field
3	Card Type	Select box		Required field Options are: American Express, VISA, Mastercard By default, no item is selected
4	Expiry date – month	Select box		Required field Options are: "01" thru "12" By default, "01" is selected
5	Expiry date – year	Select box		Required field Initially options are: "09" thru "13". By default, "09" is selected As time goes on, the first year will increment to be the current year and the last year will be 5 years beyond that.
6	Verification	Text field	Must be 3 digits	Required field
7	Information icon	Image	None	On mouse-over, shows ALT text: "The 3 digit card number"

			appearing on the back of your card"
--	--	--	-------------------------------------

Constraints

There are no constraints for this region.

Validation

Input	Criteria	Success behaviour	Fail behaviour	Error Message
Card holder name	Must be 3 or more characters	Enable card number field	Error to be shown inline below Payment Details heading	"Please enter a valid card holder name"
Card number	Must be X or more digits	Enable card type field	Error to be shown inline below Payment Details heading	"Please enter a valid card number"
Card type	Item must be selected	Enable expiry date and month fields and verification field	Error to be shown inline below Payment Details heading	"Please select a card type."
Verification	Must be 3 digits	Enable Place Your Order button	Error to be shown inline below Payment Details heading	"Please enter a valid card verification number"

Please note that there is no validation of credit cards other than what is listed above due to the continued manual processing of credit card payments outside the system.

Navigation

#	Item	Type	Navigates to
1	Place Your Order	Button	Validates the customer details, order items and payment details. Shows the customer the Order Confirmation dialog

ORD06C: Cash on Delivery Payment

Overview

The cash on delivery payment section will show a customer's own IP address back to them to indicate that the system is able to identify who they are should they need to track them down further.

Screen Layout

Payment Details

☐ Credit Card ☒ Cash on Delivery

Your IP address is **123.45.67.890**
and will be logged against this order.

You may receive a phone call after
you place this order and if you are
unavailable your order will be
cancelled.

Place Your Order

Figure 19. Payment Details – Cash on Delivery

Input Fields

#	Name	Type	Validation	Comments
1	IP address & message	Text	None	Customer's IP address shown back to them

Constraints

There are no constraints for this region.

Validation

There is no validation for this region.

Navigation

#	Item	Type	Navigates to
1	Place Your Order	Button	Validates the customer details, order items and payment details. Sends the customer to the order confirmation page

ORDCONF01: Order Confirmation dialog

Overview

Screen Layout

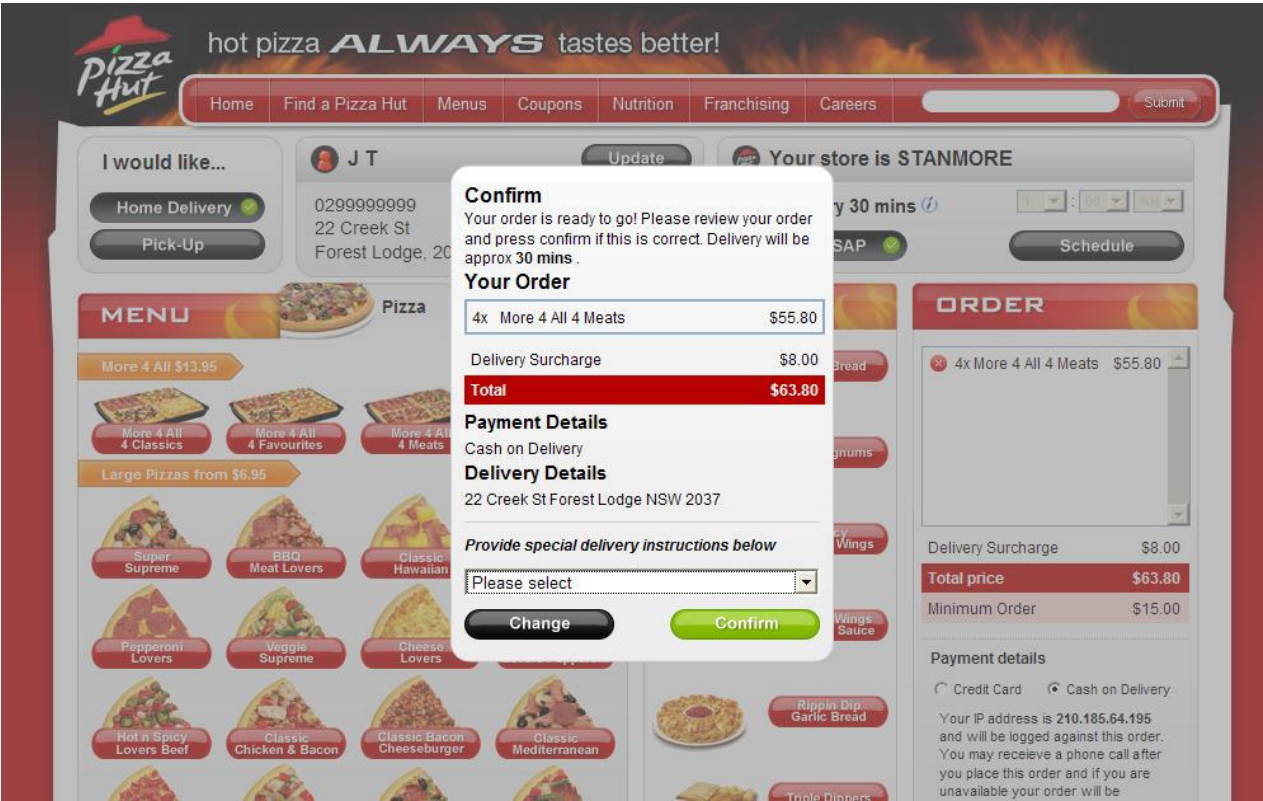


Figure 20. Order confirmation dialog for Home Delivery orders

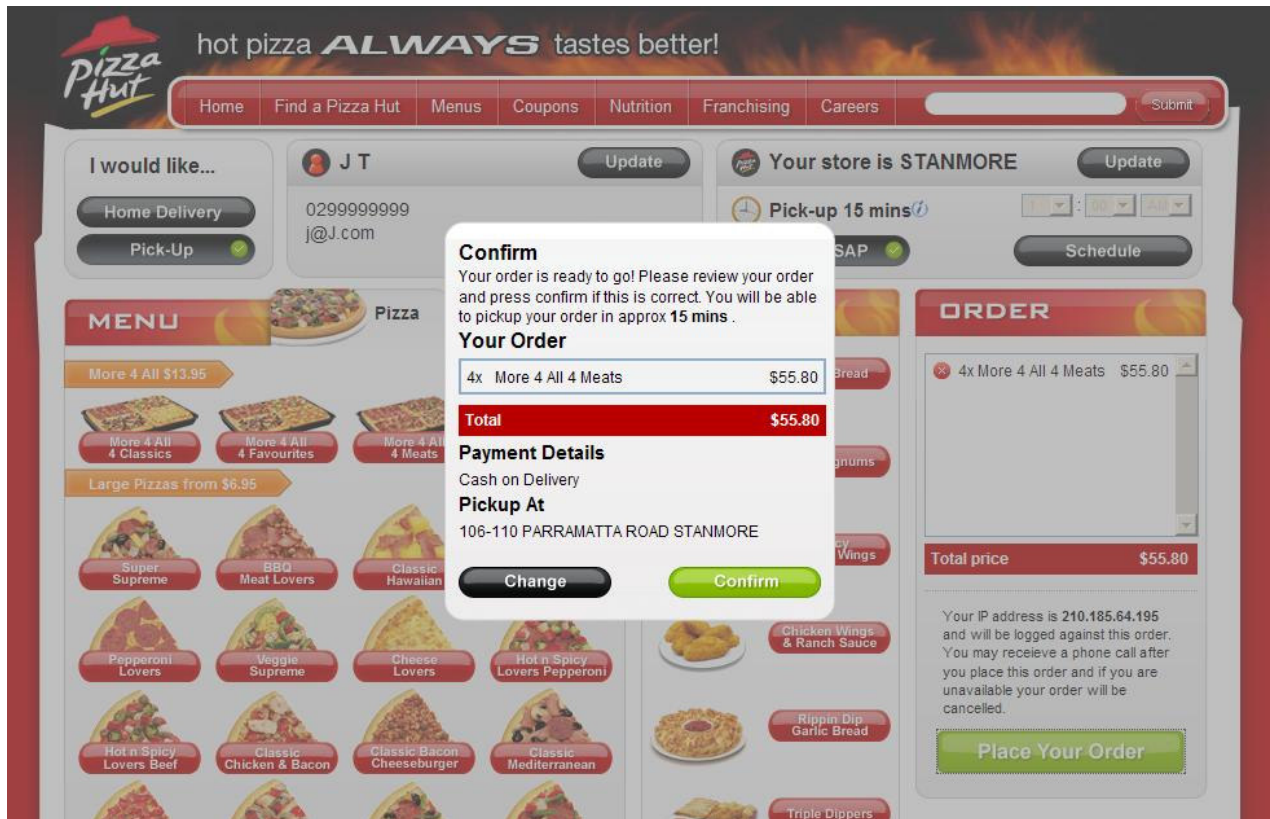


Figure 21. Order confirmation dialog for Pickup orders

Input Fields

#	Name	Type	Validation	Comments
1	Delivery / Pickup time	Text	None	Display the estimated time for the order's delivery. In some cases this will be the customer-scheduled time; in others, the current time plus the average delivery time for the store.
2	Your Order	Scrollable list	None	Displays the same items as the basket in "The Till".
3	Delivery	Text	None	Displays the total delivery cost for all items plus delivery fee plus surcharges.
4	Discount	Text	None	Not in scope for this project.
5A	Payment details – Credit Card	Text	None	Displays the customer's name, card type, expiry date and verification code, along with an X'ed out copy of their credit card number showing the last 4 digits.
5B	Payment details – Cash on Delivery	Text	None	"Cash on delivery"
6	Delivery/Pickup details	Text	None	Displays the customer's delivery address or the address of the store for pickup.

7	Special delivery instructions	Select box	None	<p>Not displayed for pickup.</p> <p>Options are: Change required for \$50, Change required for \$100, Battle-axe Block, Deliver to Front, Deliver to Back,</p> <p>By default, no item is selected</p>
---	-------------------------------	------------	------	--

Constraints

There are no constraints for this region.

Validation

There is no validation for this region.

Navigation

#	Item	Type	Navigates to
1	Change	Button	Returns customer to preceding order page with current order loaded into till
2	Confirm	Button	System commences processing the order and sending it to the AS400

ORDCONF02: Order Processing dialog

Overview

Whilst the order is being submitted to the back-end (AS400) via the gateway, the user will be shown a dialog box to indicate that the order is being processed.

Screen Layout

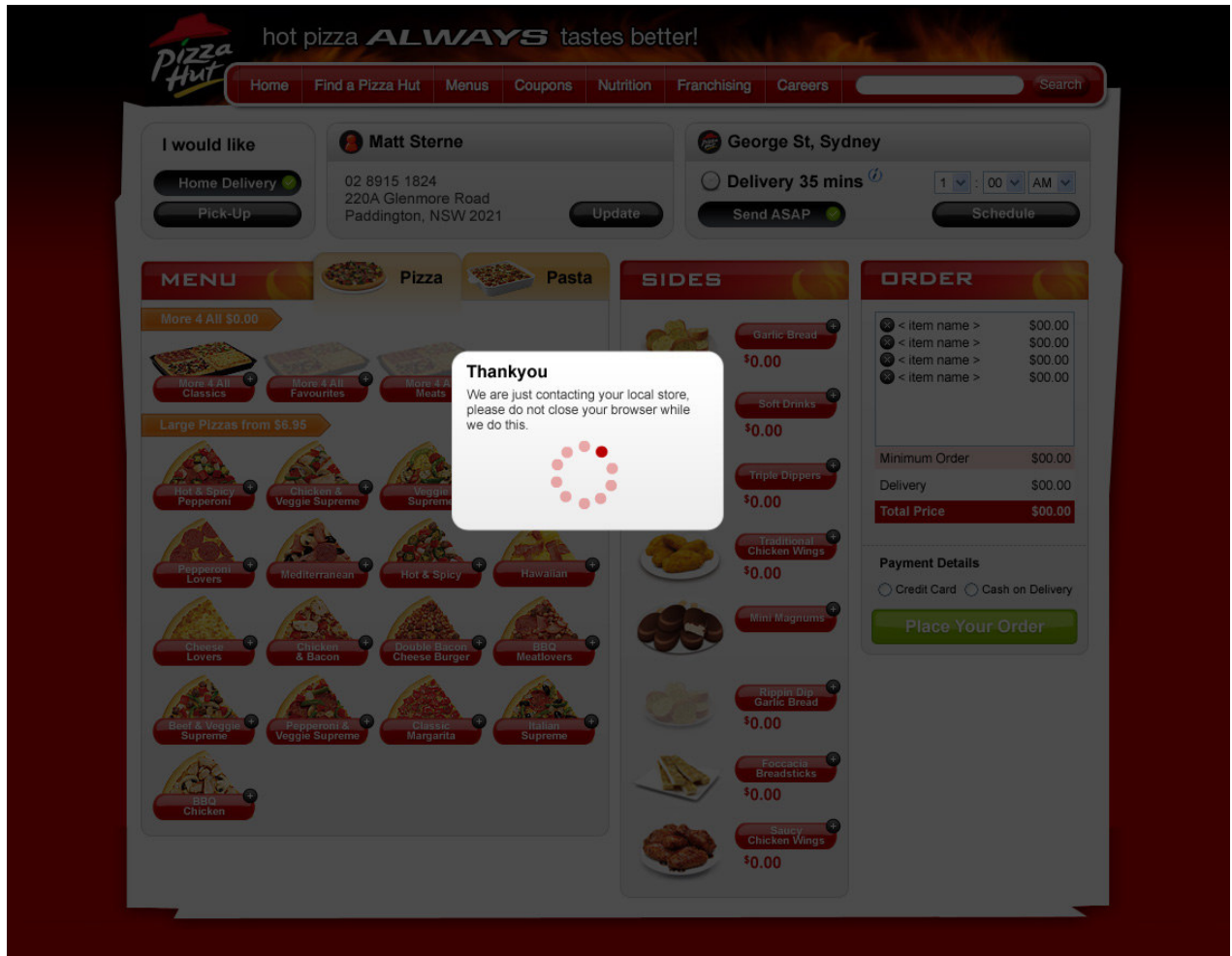


Figure 22. Order processing dialog

ORDCONF03: Order Success dialog

Overview

On successful submission of an order to the back-end (AS400), the customer will be shown a message confirming that their order has reached the store.

The additional details following the store confirmation are dependent on the occasion and whether the customer paid by cash or credit card. Customers that paid by credit card can opt to have a tax invoice emailed to them or print it directly from the web page.

Screen Layout

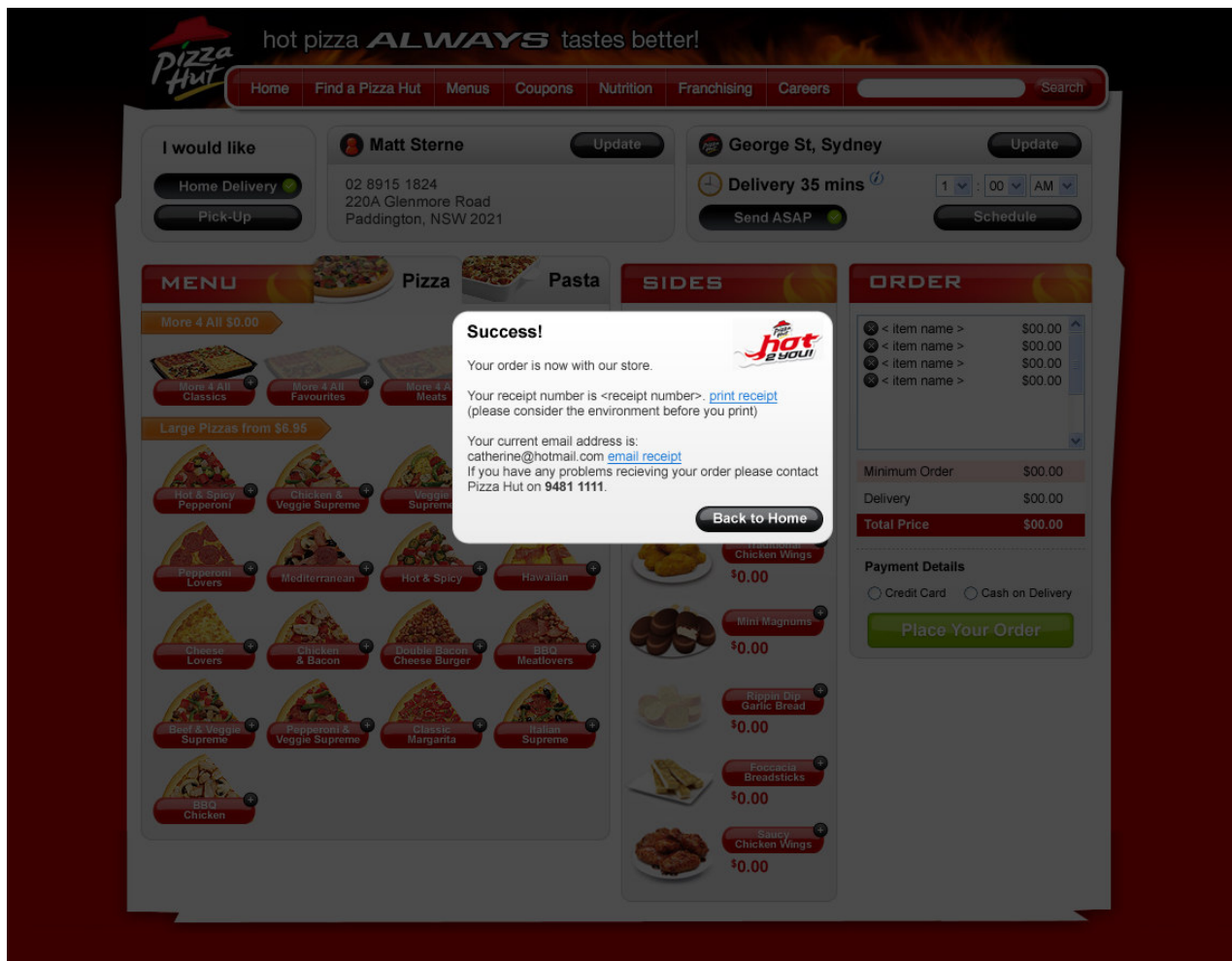


Figure 23. Order success dialog

Input Fields

#	Name	Type	Validation	Comments
1	Receipt number	Text	None	Order number returned from the AS400
2	Email address	Text	None	Displays the email address the customer entered during their order

3	Pizza Hut phone number	Text	None	<p>Displays the call centre phone number for the state in which the order was placed.</p> <p>These values are held in a custom parameters database table and can be changed in the database without a new code release.</p> <p>Set to display national number that applies to all states 1300 PIZZA HUT (1300 749 924)</p>
---	------------------------	------	------	--

Constraints

There are no constraints for this region.

Validation

There is no validation for this region.

Navigation

#	Item	Type	Navigates to
1	Print receipt	Hyperlink	Launches a HTML-printer friendly version of the receipt in a new window.
2	Email receipt	Hyperlink	<p>Send receipt to the customer's email address.</p> <p>Display Email sent message</p>
3	Back to Home	Button	Returns the browser to the http://www.pizzahut.com.au homepage.

REC01: Printer-friendly Receipt

Overview

On successful confirmation that Home Delivery order has been placed, a customer can print their tax invoice in HTML-format from their browser.

Screen Layout

Pizza Hut
 Tax invoice - ABN 11 222 333 444
 PH: 9481 1111
 Your Store is <Store Name>



1x <Item Name>	\$00.00
1x <Item Name>	\$00.00
1x <Item Name>	\$00.00

Total	\$00.00
GST	\$00.00
Total inc GST	\$00.00

Receipt #123456789 - 01/01/01 12:39PM

Field Definition

#	Name	Comments
1	PH:	Displays the call centre phone number for the state in which the order was placed: NSW - 9481 1111 QLD - 3892 1111 Everywhere else - 13 11 66 These values are held in a custom parameters database table and can be changed in the database without a new code release.
2	Your Store	Name of the store from which the order will be delivered
3	Order Items	Itemised list of each product ordered, rendered in the same format as the basket in the Till, including the line item price.
4	Total	The total (excluding GST) from the order, including delivery and surcharges.
5	GST	The GST applicable to the order.
6	Total inc GST	The total (including GST) for the order.
7	Receipt #	The receipt number returned from the AS400 for the order.

8	Timestamp	The date and time the order was successfully placed.
---	-----------	--

REC02: HTML-rich Email Receipt

Overview

On successful confirmation that Home Delivery order has been placed, a customer can opt to have their tax invoice emailed to them.

Email Layout

Your order #00029 donotreply@pizzahut.com.au To: Justin Tauber		
Pizza Hut PH: 1300 PIZZA HUT (1300 749 924) Your Store is STANMORE		
7x	Pan Cheese Lovers	\$55.65
Total		\$63.65

Field Definition

#	Name	Comments
1	To	The customer's email address
2	From	<p>A central Pizza Hut email address from which the receipt can be sent- "donotreply@pizzahut.com.au"</p> <p>This value are held in a custom parameters database table and can be changed in the database without a new code release.</p>
3	Subject	<p>The subject of the receipt email. Your order # <order num></p> <p>This value are held in a custom parameters database table and can be changed in the database without a new code release.</p>
4	PH:	<p>Displays the call centre phone number for the state in which the order was placed:</p> <p>All set to national number: 1300 PIZZA HUT (1300 749 924)</p> <p>These values are held in a custom parameters database table and can be changed in</p>

		the database without a new code release.
5	Your Store	Name of the store from which the order will be delivered
6	Order Items	Itemised list of each product ordered, rendered in the same format as the basket in the Till, including the line item price.
7	Total	The total from the order, including GST, delivery charge and surcharges.

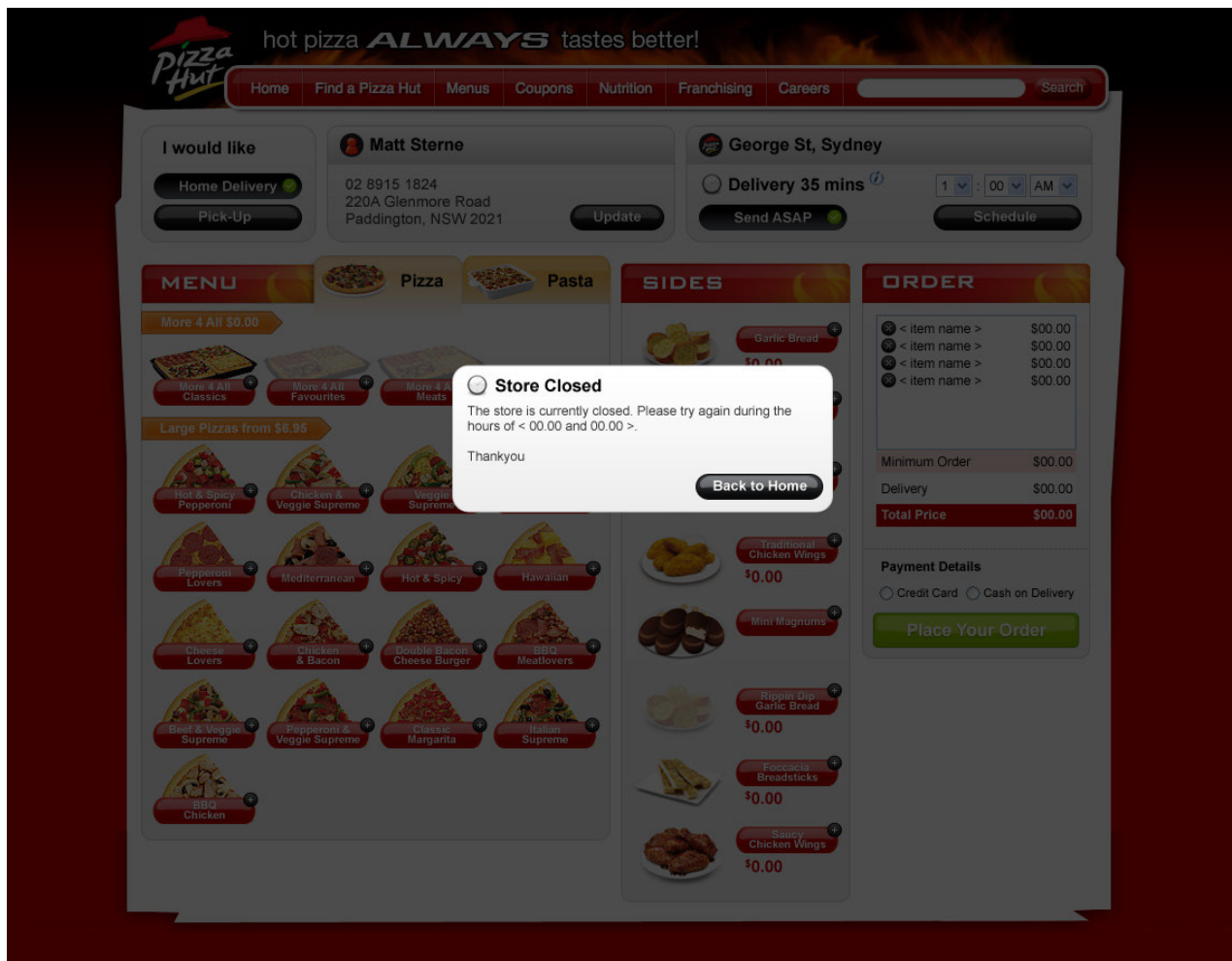
ERR01: Store Closed

Overview

This Store Closed dialog will be shown if a customer comes to the /order website when the AS400 is offline (i.e. Before 11am and after 10pm) based on the response from the AS400 gateway.

The "Back to Home" button will return them to the <http://www.pizzahut.com.au> homepage.

Screen Layout

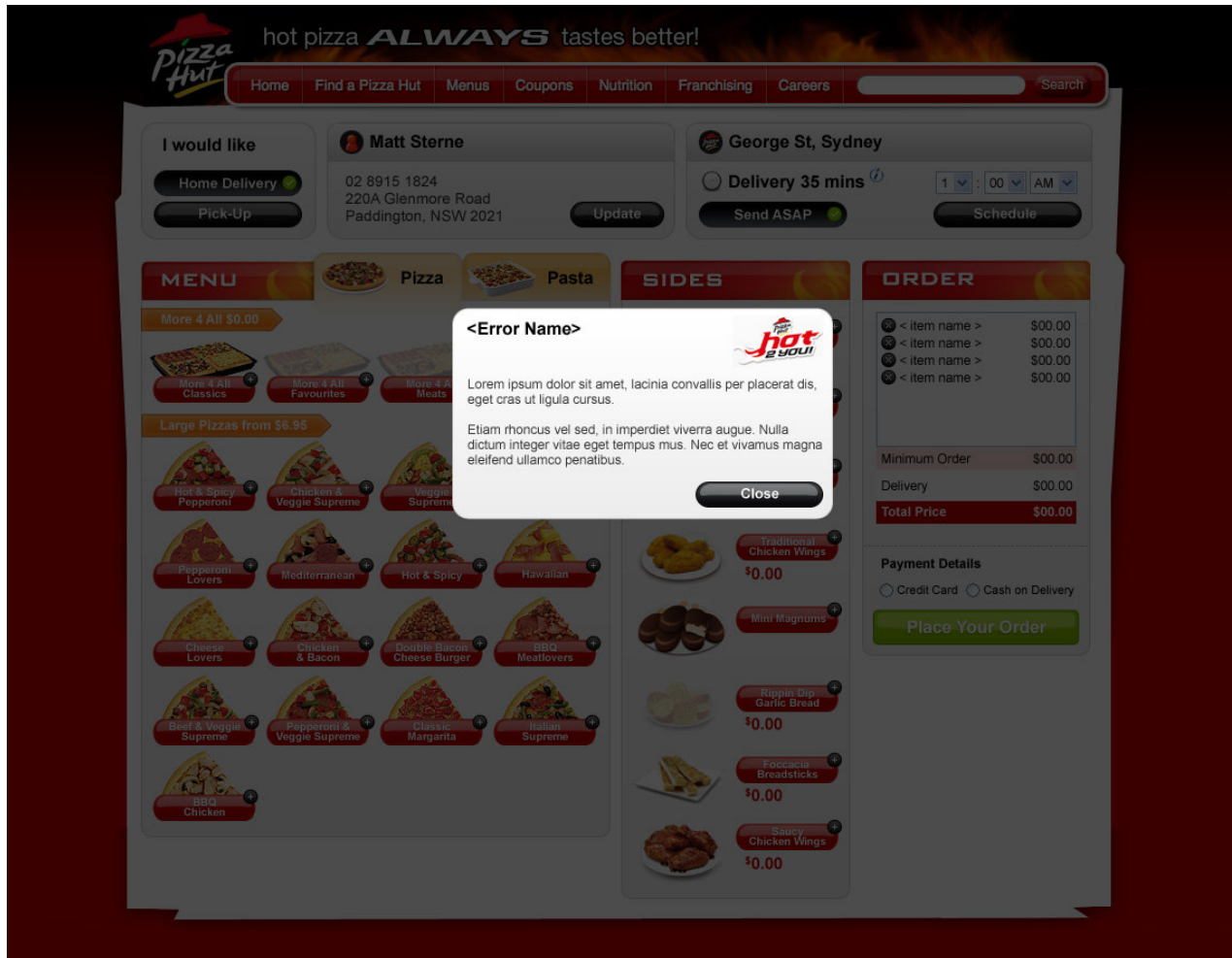


ERR02: Error dialog

Overview

This dialog will be used to show the customer error responses from the back-end system (AS400 gateway) as well as any other non-recoverable errors.

Screen Layout



Non-Functional Requirements

URL

The Online Ordering (PHD) website will be access via the Brand site, accessible via the URL: <https://www.pizzahut.com.au/order>

The existing <http://www.pizzahutdirect.com.au> URL will be redirected to the <https://www.pizzahut.com.au/order> address. Post go-live, the website statistics gathered by Google Analytics should identify to Yum whether the majority of users continue to access the site via the brand or PHD URL.

It will be Yum's responsibility to manage the delegation and redirection of these domains.

Operating system and browser compatibility

The site must be useable across the majority of current operating systems and browsers, including, but not limited to, PCs, Macintoshes and iPhones.

Due to the limited time available to develop the system, the system will be developed to look and operate correctly on following operating system and browser combinations:

- Windows XP and Internet Explorer 6.0
- Windows XP and FireFox 2.0

These combinations make up for 90.51% of the traffic to the PHD site and 91.05% of traffic to the brand site (based on Aug 08 through Oct 08 statistics).

Other combinations can be tested and any issues resolved post the initial go-live of this project. Based on current analytics data, we would recommend testing a Mac/Safari combination next (4.28% of current PHD traffic, 3.84% of current brand site traffic).

Performance

Website browsing

Based on current analytics data (running since late August 2008), the busiest day for page views was on Friday August 29, 2008, with a total of 84,745 unique page views. ~73% of this traffic was around 5pm-9pm, with the busiest hour being 6pm (23,050 page views).

The system must perform at an acceptable level whereby no page submission takes longer than 2 seconds to return a response to the user – excluding submissions involving a response from the back end system (AS400).

Assuming 23,050 page views per hour, the system must cope with 7 page views per second.

Ordering

Based on current analytics data, the busiest day for online ordering was on Friday September 5, 2008, with a total of 7,122 views of the confirmation page. The majority of this traffic was around 5pm-9pm, with the busiest hour being 6pm.

The system must perform at an acceptable level whereby it can handle simultaneous orders to the back end system (AS400).

Assuming that of the 10,167 confirmation page views during the busiest hour, 37% of the total orders were placed (2,635 orders), the system must cope with 44 orders per minute.

A.1 Available menu items on 27th January 2009

Pizza Menu

More 4 All Range

Item	Description	Std. Price
More 4 All 4 Classics	Veggie Supreme, Cheese Lovers, Super Supreme & Pepperoni Lovers	\$13.95
More 4 All 4 Favourites	Super Supreme, Classic Hawaiian, Veggie Supreme & BBQ Meatlovers	\$13.95
More 4 All 4 Meat	Pepperoni Lovers, BBQ Meatlovers, Beef & Veggie Supreme & BBQ Chicken	\$13.95

Pizza Range

Base	Variety	Description	Std. Price
Perfecto	Super Supreme	Mildly smoked Kransky, beef, bacon, pepperoni, pineapple, olive wedges, fresh cuts of mushroom, onion and capsicum, all on our freshly made pizza base with mozzarella and authentic tomato sauce	\$6.95
Perfecto	BBQ Meatlovers	Carved Ham, mildly smoked Kransky, diced bacon, beef, pepperoni all on our freshly made pizza base with mozzarella and BBQ sauce	\$6.95
Perfecto	Classic Hawaiian	Loads of tasty carved ham and pineapple all on our freshly made pizza base with mozzarella and authentic tomato sauce	\$6.95
Perfecto	BBQ Chicken Lovers	Chicken, fresh cuts of onion and mushroom all on our freshly made pizza base with mozzarella and BBQ sauce	\$8.90
Perfecto	Pepperoni Lovers	Slices and slices of pepperoni on our freshly made pizza base with mozzarella and authentic tomato sauce	\$6.95
Perfecto	Veggie Supreme	Fresh cuts of tomato, capsicum, onion and mushroom, with pineapple and a garlic & oregano sprinkle, all on our freshly made pizza base with mozzarella and authentic tomato sauce	\$6.95
Perfecto	Cheese Lovers	Lots of mozzarella & cheddar cheese on our freshly made pizza base with authentic tomato sauce	\$6.95
Perfecto	Hot 'n Spicy Lovers	Hot jalapenos, fresh cuts of onion and tomato with your choice of beef or pepperoni all on our freshly made pizza base with mozzarella and authentic tomato sauce	\$6.95
Perfecto	Classic Chicken & Bacon	Chicken, diced bacon, fresh cuts of tomato and onion all on our freshly made pizza base with mozzarella and authentic tomato sauce	\$8.90
Perfecto	Classic Bacon Cheese Burger	A double serving of diced bacon with beef all on our freshly made pizza base with mozzarella and BBQ sauce	\$6.95
Perfecto	Classic Mediterranean	Pepperoni, carved ham, olive wedges and fresh cuts of mushroom, all on our freshly made pizza base with mozzarella and authentic tomato sauce	\$6.95
Perfecto	Classic Margherita	Fresh cuts of tomato with garlic and oregano all on our freshly made pizza base with mozzarella and authentic tomato sauce	\$6.95
Perfecto	Chicken & Veggie Supreme	Fresh cuts of onion, mushrooms, capsicum & tomato with chicken all on our freshly made pizza base with mozzarella and authentic tomato sauce	\$8.90
Perfecto	Italian Supreme	Pepperoni, onion, olive wedges, capsicum, garlic & oregano all on our freshly made pizza base with mozzarella and authentic tomato sauce	\$6.95
Perfecto	Pepperoni and Veggie Supreme	Slices of pepperoni, fresh cuts of tomato, mushroom, onion & capsicum all on our freshly made pizza base with mozzarella and authentic tomato sauce	\$6.95

Base	Variety	Description	Std. Price
Perfecto	Beef & Veggie Supreme	Fresh cuts of onion, mushrooms, capsicum & tomato with beef all on our freshly made pizza base with mozzarella and authentic tomato sauce	\$6.95
Thin'N Crispy	Super Supreme	Mildly smoked Kransky, beef, bacon, pepperoni, pineapple, olive wedges, fresh cuts of mushroom, onion and capsicum, all on our freshly made pizza base with mozzarella and authentic tomato sauce	\$7.95
Thin'N Crispy	BBQ Meatlovers	Carved Ham, mildly smoked Kransky, diced bacon, beef, pepperoni all on our freshly made pizza base with mozzarella and BBQ sauce	\$7.95
Thin'N Crispy	Classic Hawaiian	Loads of tasty carved ham and pineapple all on our freshly made pizza base with mozzarella and authentic tomato sauce	\$7.95
Thin'N Crispy	BBQ Chicken Lovers	Chicken, fresh cuts of onion and mushroom all on our freshly made pizza base with mozzarella and BBQ sauce	\$9.90
Thin'N Crispy	Pepperoni Lovers	Slices and slices of pepperoni on our freshly made pizza base with mozzarella and authentic tomato sauce	\$7.95
Thin'N Crispy	Veggie Supreme	Fresh cuts of tomato, capsicum, onion and mushroom, with pineapple and a garlic & oregano sprinkle, all on our freshly made pizza base with mozzarella and authentic tomato sauce	\$7.95
Thin'N Crispy	Cheese Lovers	Lots of mozzarella & cheddar cheese on our freshly made pizza base with authentic tomato sauce	\$7.95
Thin'N Crispy	Hot 'n Spicy Lovers	Hot jalapenos, fresh cuts of onion and tomato with your choice of beef or pepperoni all on our freshly made pizza base with mozzarella and authentic tomato sauce	\$7.95
Thin'N Crispy	Classic Chicken & Bacon	Chicken, diced bacon, fresh cuts of tomato and onion all on our freshly made pizza base with mozzarella and authentic tomato sauce	\$9.90
Thin'N Crispy	Classic Bacon Cheese Burger	A double serving of diced bacon with beef all on our freshly made pizza base with mozzarella and BBQ sauce	\$7.95
Thin'N Crispy	Classic Mediterranean	Pepperoni, carved ham, olive wedges and fresh cuts of mushroom, all on our freshly made pizza base with mozzarella and authentic tomato sauce	\$7.95
Thin'N Crispy	Classic Margherita	Fresh cuts of tomato with garlic and oregano all on our freshly made pizza base with mozzarella and authentic tomato sauce	\$7.95
Thin'N Crispy	Chicken & Veggie Supreme	Fresh cuts of onion, mushrooms, capsicum & tomato with chicken all on our freshly made pizza base with mozzarella and authentic tomato sauce	\$9.90
Thin'N Crispy	Italian Supreme	Pepperoni, onion, olive wedges, capsicum, garlic & oregano all on our freshly made pizza base with mozzarella and authentic tomato sauce	\$7.95
Thin'N Crispy	Pepperoni and Veggie Supreme	Slices of pepperoni, fresh cuts of tomato, mushroom, onion & capsicum all on our freshly made pizza base with mozzarella and authentic tomato sauce	\$7.95
Thin'N Crispy	Beef & Veggie Supreme	Fresh cuts of onion, mushrooms, capsicum & tomato with beef all on our freshly made pizza base with mozzarella and authentic tomato sauce	\$7.95
Deep Pan	Super Supreme	Mildly smoked Kransky, beef, bacon, pepperoni, pineapple, olive wedges, fresh cuts of mushroom, onion and capsicum, all on our freshly made pizza base with mozzarella and authentic tomato sauce	\$7.95
Deep Pan	BBQ Meatlovers	Carved Ham, mildly smoked Kransky, diced bacon, beef, pepperoni all on our freshly made pizza base with mozzarella and BBQ sauce	\$7.95
Deep Pan	Classic Hawaiian	Loads of tasty carved ham and pineapple all on our freshly made pizza base with mozzarella and authentic tomato sauce	\$7.95
Deep Pan	BBQ Chicken Lovers	Chicken, fresh cuts of onion and mushroom all on our freshly made pizza base with mozzarella and BBQ sauce	\$9.90
Deep Pan	Pepperoni Lovers	Slices and slices of pepperoni on our freshly made pizza base with mozzarella and authentic tomato sauce	\$7.95

Base	Variety	Description	Std. Price
Deep Pan	Veggie Supreme	Fresh cuts of tomato, capsicum, onion and mushroom, with pineapple and a garlic & oregano sprinkle, all on our freshly made pizza base with mozzarella and authentic tomato sauce	\$7.95
Deep Pan	Cheese Lovers	Lots of mozzarella & cheddar cheese on our freshly made pizza base with authentic tomato sauce	\$7.95
Deep Pan	Hot 'n Spicy Lovers	Hot jalapenos, fresh cuts of onion and tomato with your choice of beef or pepperoni all on our freshly made pizza base with mozzarella and authentic tomato sauce	\$7.95
Deep Pan	Classic Chicken & Bacon	Chicken, diced bacon, fresh cuts of tomato and onion all on our freshly made pizza base with mozzarella and authentic tomato sauce	\$9.90
Deep Pan	Classic Bacon Cheese Burger	A double serving of diced bacon with beef all on our freshly made pizza base with mozzarella and BBQ sauce	\$7.95
Deep Pan	Classic Mediterranean	Pepperoni, carved ham, olive wedges and fresh cuts of mushroom, all on our freshly made pizza base with mozzarella and authentic tomato sauce	\$7.95
Deep Pan	Classic Margherita	Fresh cuts of tomato with garlic and oregano all on our freshly made pizza base with mozzarella and authentic tomato sauce	\$7.95
Deep Pan	Chicken & Veggie Supreme	Fresh cuts of onion, mushrooms, capsicum & tomato with chicken all on our freshly made pizza base with mozzarella and authentic tomato sauce	\$9.90
Deep Pan	Italian Supreme	Pepperoni, onion, olive wedges, capsicum, garlic & oregano all on our freshly made pizza base with mozzarella and authentic tomato sauce	\$7.95
Deep Pan	Pepperoni and Veggie Supreme	Slices of pepperoni, fresh cuts of tomato, mushroom, onion & capsicum all on our freshly made pizza base with mozzarella and authentic tomato sauce	\$7.95
Deep Pan	Beef & Veggie Supreme	Fresh cuts of onion, mushrooms, capsicum & tomato with beef all on our freshly made pizza base with mozzarella and authentic tomato sauce	\$7.95
Stuffed Crust	Classic Hawaiian	Loads of tasty carved ham and pineapple all on our freshly made pizza base with mozzarella and authentic tomato sauce	\$10.95
Stuffed Crust	Super Supreme	Mildly smoked Kransky, beef, bacon, pepperoni, pineapple, olive wedges, fresh cuts of mushroom, onion and capsicum, all on our freshly made pizza base with mozzarella and authentic tomato sauce	\$10.95
Stuffed Crust	Chicken & Veggie Supreme	Fresh cuts of onion, mushrooms, capsicum & tomato with chicken all on our freshly made pizza base with mozzarella and authentic tomato sauce	\$10.95
Stuffed Crust	Classic Mediterranean	Pepperoni, carved ham, olive wedges and fresh cuts of mushroom, all on our freshly made pizza base with mozzarella and authentic tomato sauce	\$10.95
Stuffed Crust	Classic Chicken & Bacon	Chicken, diced bacon, fresh cuts of tomato and onion all on our freshly made pizza base with mozzarella and authentic tomato sauce	\$12.90
Stuffed Crust	BBQ Meatlovers	Carved Ham, mildly smoked Kransky, diced bacon, beef, pepperoni all on our freshly made pizza base with mozzarella and BBQ sauce	\$10.95
Stuffed Crust	Italian Supreme	Pepperoni, onion, olive wedges, capsicum, garlic & oregano all on our freshly made pizza base with mozzarella and authentic tomato sauce	\$10.95
Stuffed Crust	Pepperoni and Veggie Supreme	Slices of pepperoni, fresh cuts of tomato, mushroom, onion & capsicum all on our freshly made pizza base with mozzarella and authentic tomato sauce	\$10.95
Stuffed Crust	Pepperoni Lovers	Slices and slices of pepperoni on our freshly made pizza base with mozzarella and authentic tomato sauce	\$10.95
Stuffed Crust	Beef & Veggie Supreme	Fresh cuts of onion, mushrooms, capsicum & tomato with beef all on our freshly made pizza base with mozzarella and authentic tomato sauce	\$10.95

Base	Variety	Description	Std. Price
Stuffed Crust	Veggie Supreme	Fresh cuts of tomato, capsicum, onion and mushroom, with pineapple and a garlic & oregano sprinkle, all on our freshly made pizza base with mozzarella and authentic tomato sauce	\$10.95
Stuffed Crust	BBQ Chicken Lovers	Chicken, fresh cuts of onion and mushroom all on our freshly made pizza base with mozzarella and BBQ sauce	\$12.90
Stuffed Crust	Classic Bacon Cheese Burger	A double serving of diced bacon with beef all on our freshly made pizza base with mozzarella and BBQ sauce	\$10.95
Stuffed Crust	Classic Margherita	Fresh cuts of tomato with garlic and oregano all on our freshly made pizza base with mozzarella and authentic tomato sauce	\$10.95
Stuffed Crust	Hot 'n Spicy Lovers	Hot jalapenos, fresh cuts of onion and tomato with your choice of beef or pepperoni all on our freshly made pizza base with mozzarella and authentic tomato sauce	\$10.95
Stuffed Crust	Cheese Lovers	Lots of mozzarella & cheddar cheese on our freshly made pizza base with authentic tomato sauce	\$10.95

Pasta Menu

Base Product	Description	Std. Price
Meatball Napolitana & 5 Focaccia breadsticks		\$14.95
Creamy Chicken & Mushroom 5 Focaccia breadsticks		\$14.95

Sides Menu

Base Product	Description	Std. Price
Garlic Bread	Delicious slices of hot buttered Garlic Bread, the perfect partner for every pizza occasion	\$3.95
6pk Chicken Wings & Ranch Sauce		\$5.95
6pk Chicken Wings & BBQ Sauce		\$5.95
Saucy Chicken Wings	Quality Inghams chicken wings coated in delicious New Orleans flavoured herbs and spices, baked to perfection then glazed with our special recipe sauce	\$5.95
Mini Magnums	6 mini pleasures containing premium vanilla ice cream and Magnum Classic chocolate. Perfect for intimate dinner parties or a personal moment of sheer indulgence.	\$7.95
Triple Dippers		\$8.95
Rippin Dip Garlic Bread		\$5.95
Smokey BBQ Dip	TBA	\$0.50
Creamy BBQ Dip	TBA	\$0.50
Soft Drinks	The greatest range of cold soft drinks including Pepsi, Pepsi Max, Sunkist, Solo, Mountain Dew and 7UP, available in 600ml and 1.25L sizes	\$3.95



Drinks range

Base Product	Description	Std. Price
Pepsi 1.25L		\$3.95
Pepsi Max 1.25L		\$3.95
Sunkist 1.25L		\$3.95
Solo 1.25L		\$3.95
Mountain Dew 1.25L		\$3.95
7UP 1.25L		\$3.95